

This document contains key information you should know about VPI Global Equity Pool (the "Fund"). You can find more details in the Fund's simplified prospectus. Ask your representative for a copy, contact Value Partners Investments Inc. at 1-866-323-4235 or info@vpinvestments.ca, or visit www.valuepartnersinvestments.ca.

Before you invest in any fund, consider how the fund would work with your other investments and your tolerance for risk.

Quick Facts

Fund code:	VPI603	Fund manager:	Value Partners Investments Inc.
Date series started:	June 28, 2024	Portfolio manager:	Value Partners Investments Inc.
Total value of the Fund on January 31, 2025:	\$379.1 million	Distributions:	Annually, on December 15
Management expense ratio (MER):	0.00%	Minimum investment:	As determined by Value Partners Investments Inc.

What does the Fund invest in?

The Fund invests in high quality, value-priced common shares of primarily non-Canadian companies with an expectation for significant profit and dividend growth. The Fund may, at times, hold cash and/or equivalents while the Portfolio Manager seeks investment opportunities that meet its investment criteria.

The charts below give you a snapshot of the Fund's investments on January 31, 2025. The Fund's investments will change.

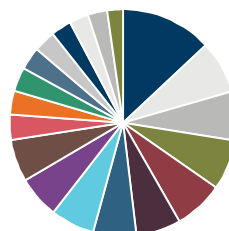
Top 10 investments (January 31, 2025)

1. Taiwan Semiconductor Manufacturing Company Limited	4.3%
2. Yum China Holdings, Inc.	4.0%
3. SAP SE	3.7%
4. LVMH Moët Hennessy - Louis Vuitton, Société Européenne	3.6%
5. London Stock Exchange Group plc	3.5%
6. Siemens Aktiengesellschaft	3.5%
7. Komatsu Ltd.	3.5%
8. UBS Group AG	3.5%
9. Sony Group Corporation	3.4%
10. AIA Group Limited	3.4%

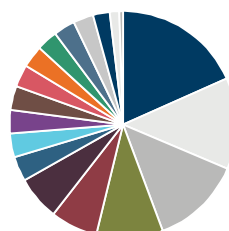
Total percentage of top 10 investments 36.4%

Total number of investments 32

Investment mix (January 31, 2025)



Sector Allocation	
Capital Goods	13.0%
Semiconductors and Semiconductor Equipment	7.5%
Consumer Durables and Apparel	7.1%
Consumer Services	7.1%
Financial Services	7.0%
Food, Beverage and Tobacco	6.4%
Banks	6.2%
Health Care Equipment and Services	6.2%
Pharmaceuticals, Biotechnology and Life Sciences	6.0%
Materials	6.0%
Software and Services	3.7%
Insurance	3.4%
Media and Entertainment	3.4%
Automobiles and Components	3.2%
Telecommunication Services	3.1%
Utilities	2.9%
Energy	2.8%
Technology Hardware and Equipment	2.7%
Cash	2.3%



Geographic Allocation	
Japan	18.3%
France	13.1%
Switzerland	12.9%
Germany	9.5%
Canada	6.7%
Great Britain	6.3%
Mexico	3.5%
Italy	3.4%
India	3.4%
South Korea	3.4%
Taiwan	3.2%
Ireland	3.1%
China	3.0%
Indonesia	3.0%
Netherlands	2.9%
Australia	2.4%
United States	1.3%
Hong Kong	0.6%

How risky is it?

The value of the Fund can go down as well as up. You could lose money.

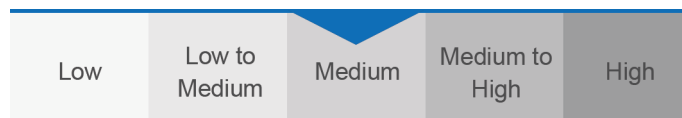
One way to gauge risk is to look at how much a fund's returns change over time. This is called "volatility".

In general, funds with higher volatility will have returns that change more over time. They typically have a greater chance of losing money and may have a greater chance of higher returns. Funds with lower volatility tend to have returns that change less over time. They typically have lower returns and may have a lower chance of losing money.

Risk rating

Value Partners Investments Inc. has rated the volatility of this Fund as **medium**.

This rating is based on how much the Fund's returns have changed from year to year. It doesn't tell you how volatile the Fund will be in the future. The rating can change over time. A fund with a low risk rating can still lose money.



For more information about the risk rating and specific risks that can affect the Fund's returns, see "What are the Risks of Investing in this Pool?" section of the Fund's simplified prospectus.

No guarantees

Like most mutual funds, this Fund doesn't have any guarantees. You may not get back the amount of money you invest.

How has the Fund performed?

This section tells you how Series P units of the Fund have performed over the past calendar year. Returns are after expenses have been deducted. These expenses reduce the Fund's returns.

Year-by-year returns

This section tells you how Series P units of the Fund have performed in past calendar years. However, this information is not available because the series has not yet completed a calendar year.

Best and worst 3-month returns

This section shows the best and worst returns for the Series P units of the Fund in a 3-month period. However, this information is not available because the series has not yet completed a calendar year.

Average return

This section shows the value and annual compounded rate of return of a hypothetical \$1,000 investment in Series P units of the Fund. However, this information is not available because the series has not yet completed 12 consecutive months.

Who is this Fund for?

Investors who:

- Are seeking growth in the value of your investments
- Are looking for a long-term investment
- Want to invest primarily in well-known US and foreign companies
- Can handle the ups and downs of the stock market

A word about tax

In general, you'll have to pay income tax on any money you make on a fund. How much tax you pay depends on the tax laws where you live and whether or not you hold the Fund in a registered plan such as a Registered Retirement Savings Plan or a Tax-Free Savings Account.

Keep in mind that if you hold your Fund in a non-registered account, fund distributions are included in your taxable income, whether you get them in cash or have them reinvested.

How much does it cost?

The following tables show the fees and expenses you could pay to buy, own and sell Series P units of the Fund. The fees and expenses - including any trailing commissions - can vary among series of a fund and among funds. Higher commissions can influence representatives to recommend one investment over another. Ask about other funds and investments that may be suitable for you at a lower cost.

1. Sales charges

You pay no sales charge at the time you invest in Series P units of the Fund.

2. Fund expenses

You don't pay these expenses directly. They affect you because they reduce the Fund's returns. As of December 31, 2024, the Fund's expenses were 0.08% of its value. This equals \$0.80 for every \$1,000 invested.

	Annual rate (as a % of the Fund's value)
Management expense ratio (MER) This is the total of the Fund's management fee and operating expenses.	0.00%
Trading expense ratio (TER) These are the Fund's trading costs.	0.08%
Fund expenses	0.08%

More about the trailing commission

There is no trailing commission paid on Series P units.

3. Other fees

You may have to pay other fees when you buy, hold, sell or switch units of the Fund.

Fee	What You Pay
Short-term trading fee	2% of the value of units you sell or switch within 30 days of buying them. This fee goes to the Fund.
Administrative fee	\$30 if your cheque is returned because of insufficient funds.
Advice and/or other services fee	No management fee is payable by the Fund in respect of Series P units. Investors in Series P units pay a negotiated fee to their dealer, and their dealer, on behalf of its discretionary investment management accounts, pays an annual fee of 0.40%, directly to Value Partners Investments Inc.

What if I change my mind?

Under securities law in some provinces and territories, you have the right to:

- withdraw from an agreement to buy mutual funds within two business days after you receive a simplified prospectus or Fund Facts document, or
- cancel your purchase within 48 hours after you receive confirmation of the purchase.

In some provinces and territories, you also have the right to cancel a purchase, or in some jurisdictions, claim damages, if the simplified prospectus, Fund Facts document or financial statements contain a misrepresentation. You must act within the time limit set by the securities law in your province or territory.

For more information, see the securities law of your province or territory or ask a lawyer.

For more information

Contact Value Partners Investments Inc. or your representative for a copy of the Fund's simplified prospectus and other disclosure documents. These documents and the Fund Facts make up the Fund's legal documents.

Value Partners Investments Inc. Phone: 1-204-949-0059
300-175 Hargrave Street Toll-free: 1-866-323-4235
Winnipeg, MB R3C 3R8 Email: info@vpinvestments.ca

To learn more about investing in mutual funds, see the brochure **Understanding mutual funds**, which is available on the website of the Canadian Securities Administrators at www.securities-administrators.ca.